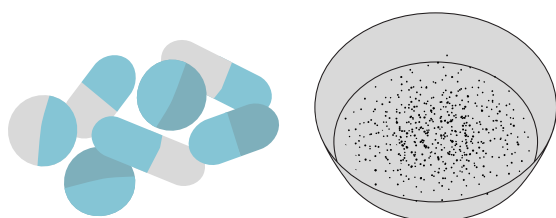


# How To Use Xylazine & Medetomidine Test Strips

*Xylazine and medetomidine test strips should only be used on substances expected to contain opioids and not with cannabis, cocaine, meth or other non-opioids. Testing non-opioids with fentanyl test strips is still recommended.*

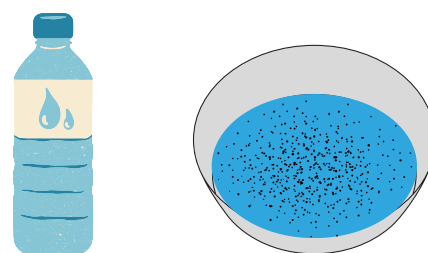
**1**

Scrape or crush **1 micro scoop (10mg)** of the substance into a sterile container such as a cooker or bottle cap.



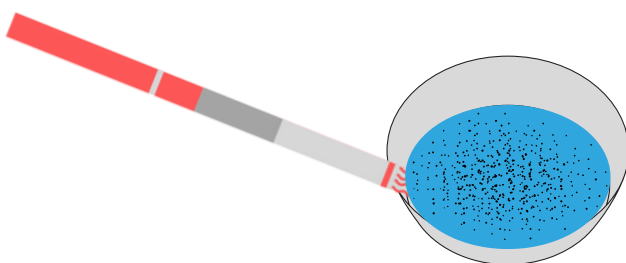
**2**

Add **1 teaspoon (5ml)** of water to the cooker and mix.



**3**

Immerse the wavy end of the test strip into the water for 15 seconds.



**4**

Remove the strip and lay it on a clean, flat surface. Wait 2-5 minutes for the results.



**5**

Determine the results.


**Positive**



**Negative**



**Invalid**



**6**

Make a plan if there is a positive result.

- Have naloxone available
- Have a friend nearby or call the Never Use Alone hotline (800-484-3731)
- Use less of the substance
- Use slowly
- Don't mix substances

If you receive an invalid result, test the substance again with a new test strip.