

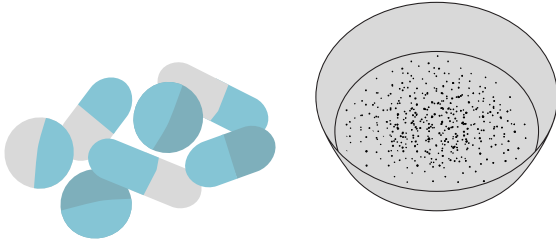


How To Use Fentanyl Test Strips

For Pressed Pills and Powder

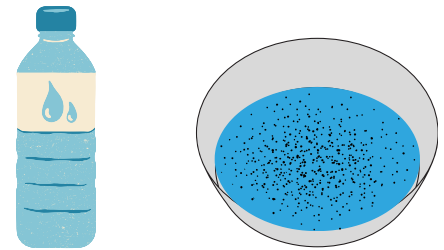
1

Scrape or crush a small amount (slightly less than a grain of rice) or 1 micro scoop (10mg) of the substance into a sterile container such as a cooker or bottle cap.



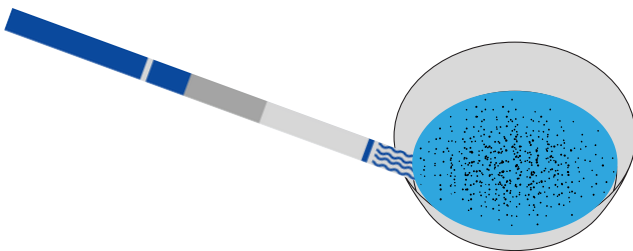
2

Add 1 teaspoon (5ml) of water (about 1/4 inch) to the cooker and mix.



3

Immerse the wavy end of the test strip into the water for 15 seconds.



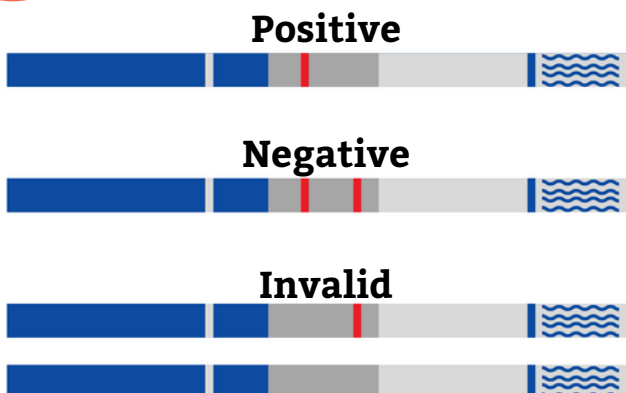
4

Remove the strip and lay it on a clean, flat surface. Wait 2-5 minutes for the results.



5

Determine the results.



6

Make a plan if there is a positive result.

- Have naloxone available
- Have a friend nearby or call the Never Use Alone hotline (800-484-3731)
- Use less of the substance
- Use slowly
- Don't mix substances

If you receive an invalid result, test the substance again with a new fentanyl test strip.